


Name of the Company :  
Scrip Code :

Statement Showing Shareholding Pattern  
HEALTHY INVESTMENTS LIMITED

31ST DECEMBER 2009.


Category of Shareholder	Number of Share holders	Total number of shares	Number of shares held in dematerialized form	Total shareholding as a percentage of total number of shares		Number of shares	As a percentage
				As a percentage of(A+B) <sup>1</sup>	As a percentage of (A+B+C)		
(A) Shareholding of Promoter and Promoter Group <sup>2</sup>							
<b>1</b> Indian							
(a) Individuals/ Hindu Undivided Family	9	138050	0	56.35	56.35	0	0.00
(b) Central Government/ State Government(s)	0	0	0	0.00	0.00	0	0.00
(c) Bodies Corporate	2	25550	0	10.43	10.43	0	0.00
(d) Financial Institutions/ Banks	0	0	0	0.00	0.00	0	0.00
(e) Persons Acting Concern	0	0	0	0.00	0.00	0	0.00
<b>Sub Total(A)(1)</b>	<b>11</b>	<b>163600</b>	<b>0</b>	<b>66.78</b>	<b>66.78</b>	<b>0</b>	<b>0.00</b>
<b>2</b> Foreign							
a Individuals (Non-Residents Individuals/ Foreign Individuals)	0	0	0	0.00	0.00	0	0.00
b Bodies Corporate	0	0	0	0.00	0.00	0	0.00
c Institutions	0	0	0	0.00	0.00	0	0.00
d Any other (Specify)	0	0	0	0.00	0.00	0	0.00
<b>Sub Total(A)(2)</b>							
<b>Total Shareholding of Promoter and Promoter Group (A)=(A)(1)+(A)(2)</b>	<b>11</b>	<b>163600</b>	<b>0</b>	<b>66.78</b>	<b>66.78</b>	<b>0</b>	<b>0.00</b>
<b>(B) Public shareholding</b>							
<b>1</b> Institutions							
(a) Mutual Funds/ UTI	0	0	0	0.00	0.00	0	0.00
(b) Financial Institutions/ Banks	0	0	0	0.00	0.00	0	0.00
(c) Central/State Governments	0	0	0	0.00	0.00	0	0.00
(d) Venture Capital Funds	0	0	0	0.00	0.00	0	0.00
(e) Insurance Companies	0	0	0	0.00	0.00	0	0.00
(f) Foreign Institutional Investors	0	0	0	0.00	0.00	0	0.00
(g) Foreign Venture Capital Investors	0	0	0	0.00	0.00	0	0.00
(h) Any Other (specify)	0	0	0	0.00	0.00	0	0.00
<b>Sub-Total (B)(1)</b>	<b>0</b>	<b>0</b>	<b>0</b>	<b>0.00</b>	<b>0.00</b>	<b>0</b>	<b>0.00</b>
<b>B 2</b> Non-institutions							
(a) Bodies Corporate	0	0	0	10.43	10.43	NA	NA
(b) Individuals							
I Individuals - i. Individual shareholders holding nominal share capital up to Rs 1 lakh	244	81400	0	33.22	33.22	NA	NA
II Individuals -shareholders Holding nominal share capital in excess of Rs. 1 lakh	0	0	0	0.00	0.00	NA	NA
(c) any other (Specify) NRI	0	0	0	0.00	0.00	NA	NA
<b>Sub-Total (B)(2)</b>							
<b>Total Public Shareholding (B)=(B)(1)+(B)(2)</b>							
<b>(B)</b>							
<b>TOTAL (A)+(B)</b>	<b>255</b>	<b>245000</b>	<b>0</b>	<b>100</b>	<b>100</b>	<b>0</b>	<b>0.00</b>
<b>(C)</b>							
Shares held by Custodians and against Depository Receipts have been issued	0	0	0	0.00	0.00	NA	NA



NAME OF THE COMPANY: HEALTHY INVESTMENTS LIMITED  
 QUARTER ENDED 31ST DECEMBER, 2009


(1)(b) Statement showing Shareholding of persons belonging to the category  
"Promoter and Promoter Group"

Sr. No.	Name of the shareholder	Total shares held		Shares pledged or otherwise encumbered		
		Number of shares	As a % of grand total (A)+(B)+(C)	Number	As a percentage	As a % of grand total (A)+(B)+(C) of
1	KANURI JAGADISH PRASAD	10000	4.08	0	0.00	0.00
2	KANURI RAMAKRISHNA PRASAD	20000	8.16	0	0.00	0.00
3	JAGADISH PRASAD KANURI	20650	8.43	0	0.00	0.00
4	KANURI HARICHANDRA PRASAD	20650	8.43	0	0.00	0.00
5	MURALI KANURI ON A/C LAKSHMI RENTALS	10000	4.08	0	0.00	0.00
6	RAMAKRISHNA PRASAD KANURI	20650	8.43	0	0.00	0.00
7	KANURI MANOHAR PRASAD	7900	3.22	0	0.00	0.00
8	CHALLA SHANTHI	7550	3.08	0	0.00	0.00
9	K.PRABHAVATHI					
10						
11						
<b>TOTAL</b>		<b>138050</b>	<b>56.34</b>	<b>0</b>	<b>0.00</b>	<b>0.00</b>



**(D)(c) Statement showing Shareholding of persons belonging to the category  
 "Public" and holding more than 1% of the total number of shares**

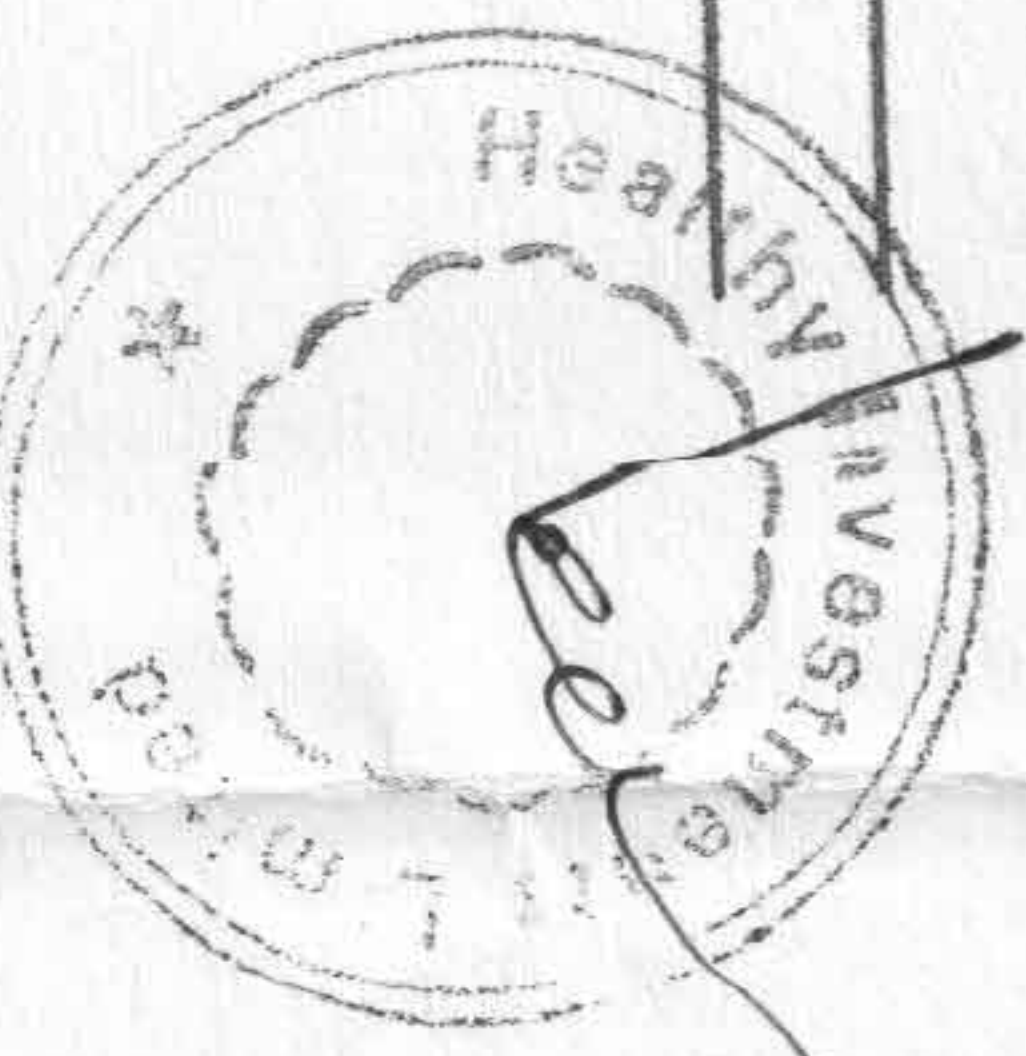
Sr. No.	Name of the shareholder	Number of shares	Shares as a percentage of total number of shares {i.e., Grand Total (A)+(B)+(C) indicated in Statement at para (I)(a) above}
1			
2			
3			
4			
5			
6			
7			
8			
9			
10			
<b>TOTAL</b>			



(D)(d) Statement showing details of locked-in shares

Sr. No.	Name of the shareholder	Number of locked-in shares	Locked-in shares as a percentage of total number of shares i.e., Grand Total (A)+(B)+(C) indicated in
1			
2			
3			
4			
5			
6			
7			
8			
9			
<b>TOTAL</b>			


~~Nil~~



**(11)(a) Statement showing details of Depository Receipts (DRs)**

Sr. No.	Type of outstanding DR (ADRs, GDRs, SDRs, etc.)	Number of outstanding DRs	Number of shares underlying outstanding DRs	Shares underlying outstanding DRs as a percentage of total number of shares {i.e., Grand Total (A)+(B)+(C) indicated in Statement at para (1)(a) above}
1				
2				
3				
4				
5				
6				
7				
8				
9				
<b>TOTAL</b>				

Nil



(II)(b) Statement showing Holding of Depository Receipts (DRs), where underlying shares are in excess of 1% of the total number of shares

Sr. No.	Name of the DR Holder	Type of outstanding DR (ADRs, GDRs, SDRs, etc.)	Number of shares underlying outstanding DRs	Shares underlying outstanding DRs as a percentage of total number of shares {i.e., Grand Total (A)+(B)+(C) indicated in Statement at para (I)(a) above}
1				
2				
3				
4				
5				
6				
7				
8				
9				
<b>TOTAL</b>				

